

CDM Trainingsworkshop II



Farzia Hausil
NIMOS
6 May 2009

Outline of presentation

- Latin American Carbon Forum
- State of the carbon market in Latin America
 - a. CDM projects under validation or registration
 - b. Regional distribution – by sectors and countries
Developments
 - c. How has the volume of CERs been growing?
- Participation of Suriname in Carbon Expo

Objective Latin American Carbon Forum

- Meet CDM Offices, project owners, carbon buyers (networking opportunities).
- Update on latest developments in global carbon market
- Learn from lessons learned from CDM project implementation in LA (sectors and technologies)
- Participate in session workshops

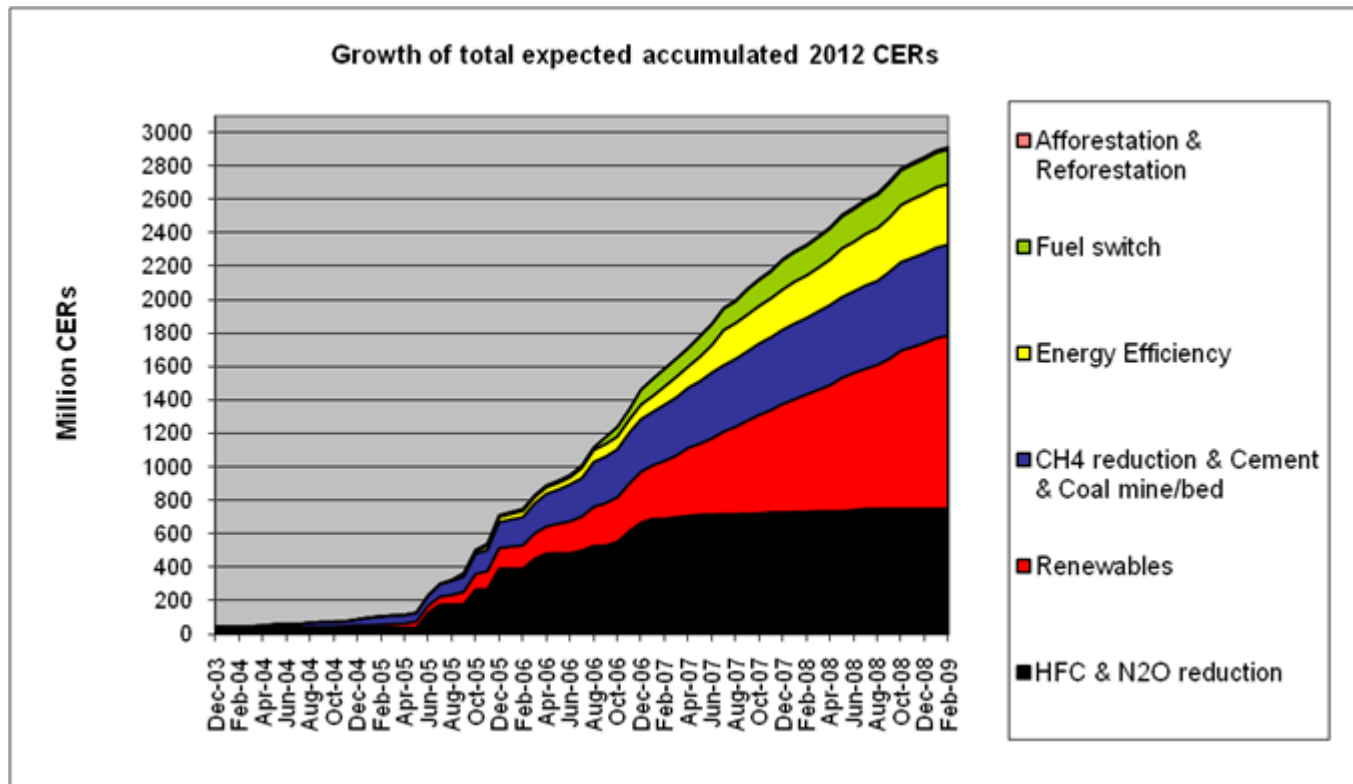
4541 CDM projects under validation or registered by 1 March 2009 (Unep risoe Centre)

Status of CDM projects	Number
At validation	2815
Request for registration	57
Request for review	57
Correction requested	144
Under review	44
Total in the process of registration	302
Withdrawn	27
Rejected by EB	92
Registered, no issuance of CERs	951
Registered. CER issued	473
Total registered	1424
Total number of projects (incl. rejected & withdrawn)	4660

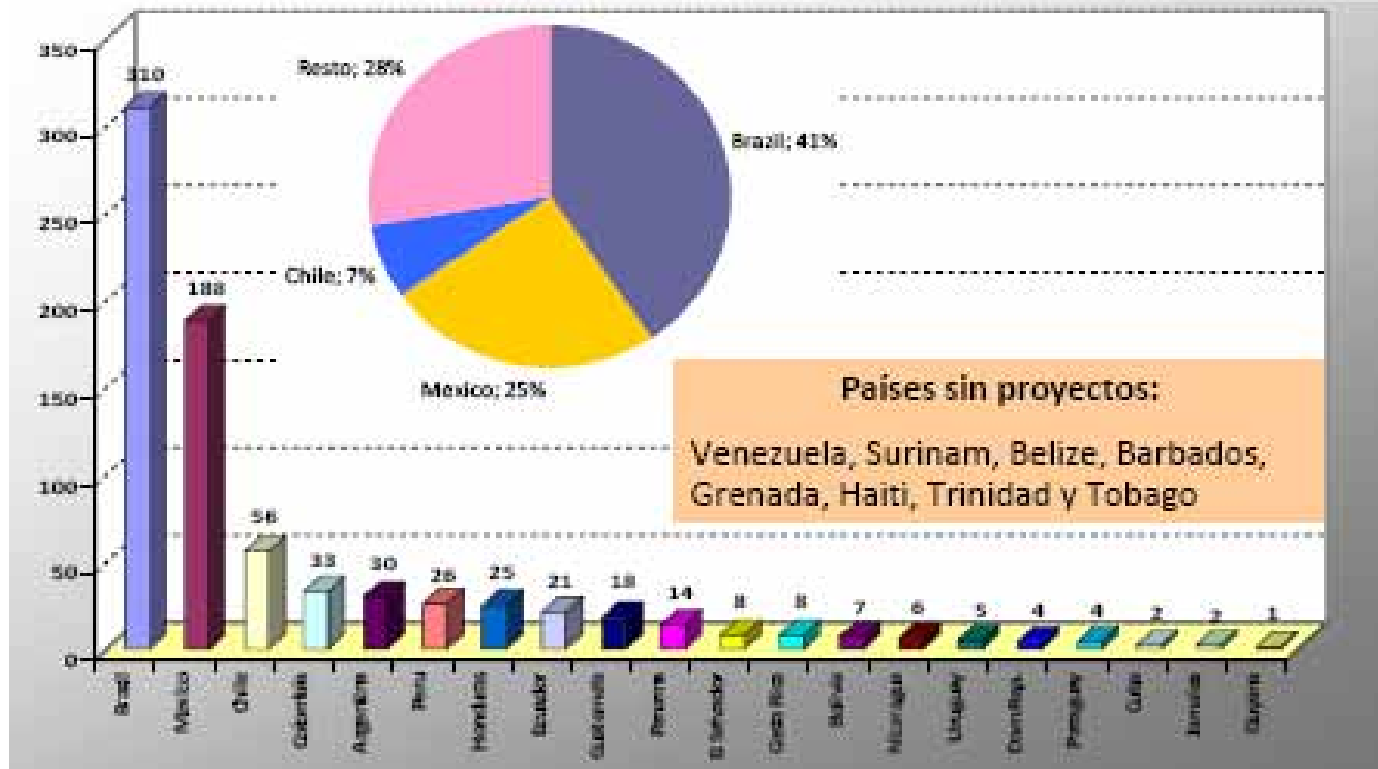
Unequal regional distribution

						2012 CER	
Total in the CDM Pipeline	Number		kCERs	2012 kCERs		Population	per cap.
Latin America	854	18.8%	80240	422243	14.5%	449	0.94
Asia & Pacific	3493	76.9%	501605	2338282	80.4%	3418	0.68
Europe and Central Asia	44	1.0%	3943	17438	0.6%	149	0.12
Africa	95	2.1%	19433	94038	3.2%	891	0.11
Middle-East	55	1.2%	8366	37981	1.3%	186	0.20
	4541	100%	613587	2909982	100%	5093	0.57

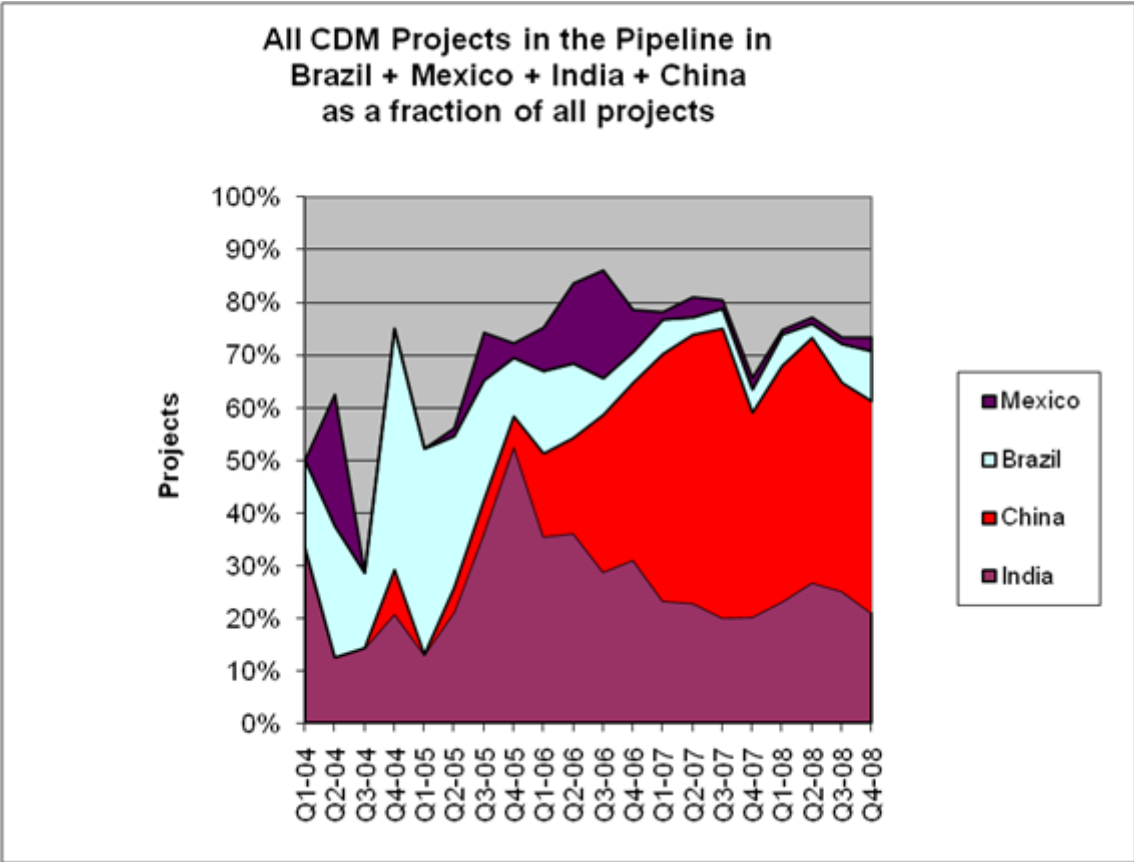
Growth of expected CERs



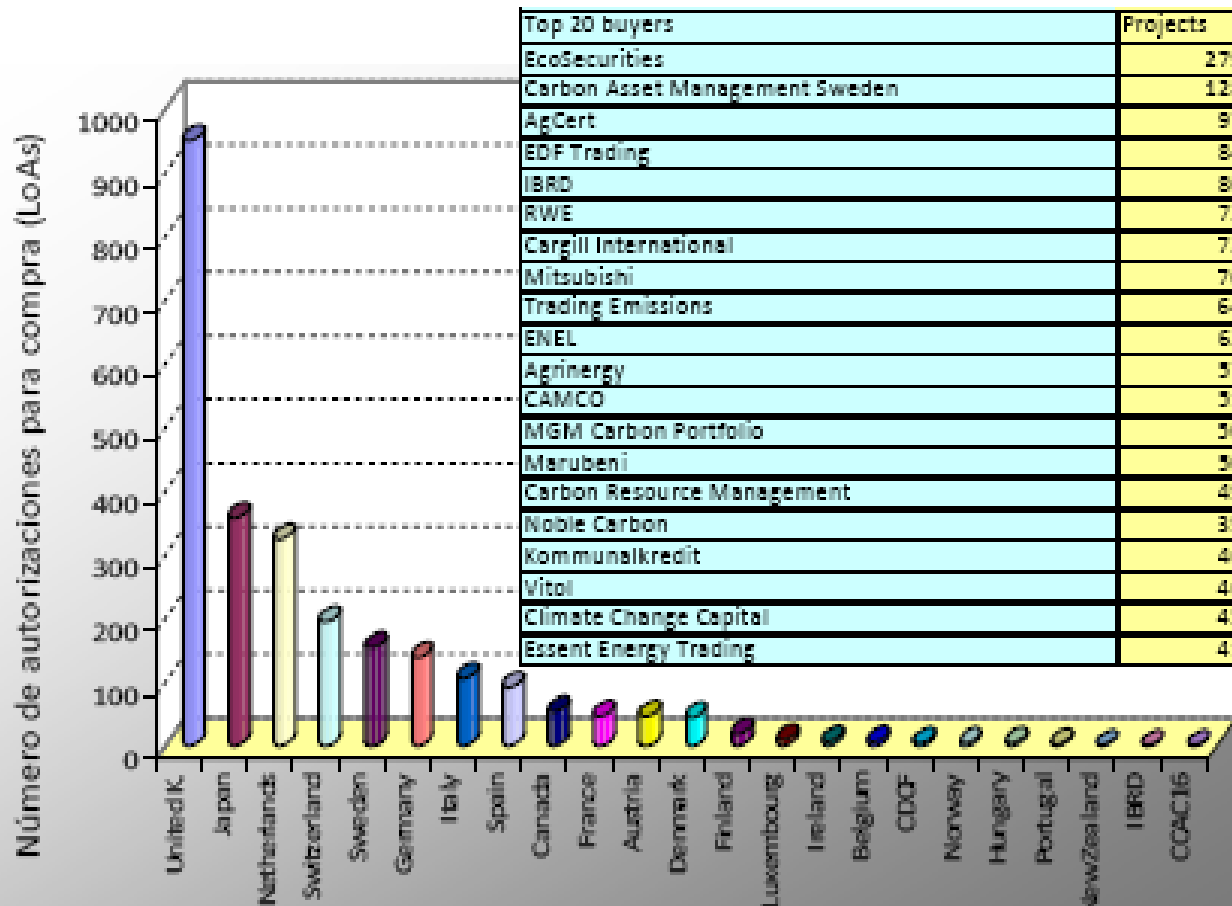
Total Latin America: 768 projects in pipeline (Oct. 2008)



Countries hosting the most projects



Countries & Companies buying Cer's



Delays in the CDM process

Average times delays for all CDM projects	Days	Months	Years
Validation (start comment until request registration)	284	9.5	0.8
Registration (request registration to registration)	120	4.0	0.3
Average number of days from registration until the date of first issuance:	265	8.8	0.7
Total from start comment to first issuance	669	22.3	1.9

Future Latin America and Caribbean

- 1500 projects in the pipeline for 2012
- 422 million Cers'
- \$ 6.3 billion (\$15 per Cer)
- Considerations:
 - a. Success of registration
 - b. Success of emission
 - c. etc.

Participation Carbon Expo 2009

- 7 – 9 May 2008, Germany
- 3000 visitors and 258 exhibitors from more than 115 countries.

- Date 27 – 29 May 2009, Barcelona
- Why visit?
 - a. Place for industry, project developers, buyers, decision makers, politicians and governments.
 - b. Primary platform for emissions trading and new technologies
 - c. Meeting point for learning, sharing experience and knowledge
 - d. Business matching opportunities

Suriname participation

- Opportunities Suriname:
Promote Suriname as CDM destination
(Investors guide, brochures, cdm website)

Thank you

“The future of our business is being decided now, let us get organized”.